

Data sheet

DOMO PGI

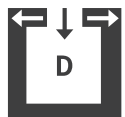


Technical data		
Heating power range	[kW]	3 - 10
Nominal heat output	[kW]	10
Fresh air demand	[m³/h]	22
MULTIAIR-Output*	[kW]	0,5 - 1,9
MULTIAIR-Air volume*	[m³/h]	40 - 80
Room heating capacity (depending on house insulation)	[m³]	70 - 260
Fuel consumption	[kg/h]	0,8 - 2,3
Pellet container capacity**	[l/kg]	76/-50
Electric supply	[V]/[Hz]	230/50
Average electrical input	[W]	20
Fuse	[A]	2,5
Efficiency	[%]	92,7
Energy efficiency class		A+
Chimney draft requirement	[Pa]	3

*with a two meter MULTIAIR line in combination with RIKA designoutlet, values may differ in practice.

**The capacity in kg may deviate due to different pellet bulk densities.

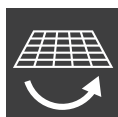
Characteristics



Balanced flue



Touch display




Tipping grate
ash removal



USB



Energy
efficiency



Quiet

Accessories



RIKA firenet



RIKA Voice

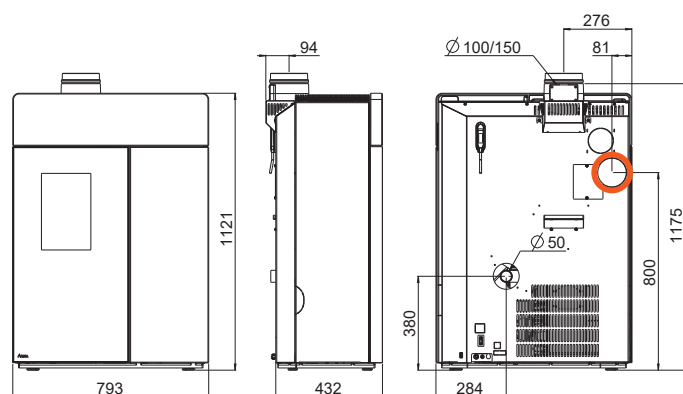


MULTIAIR



Room sensor

Chimney connection without external combustion air



Dimensions

Height	[mm]	1121
Width	[mm]	793
Corpus Depth	[mm]	432
Firing chamber [WxHxD]	[mm]	200x540x250

Weight

Weight without shell	[kg]	~175
Weight with steelshell	[kg]	~190
Weight with stones	[kg]	~235
Weight with decor side panels	[kg]	~185

Flue pipe connection

Flue Pipe Outlet	[mm]	100
Rear Connection Height	[mm]	-
Rear Connection - side Distance	[mm]	-
Top connection Height	[mm]	1175
Top connection - Distance to rear wall	[mm]	94
Top connection - side Distance	[mm]	276

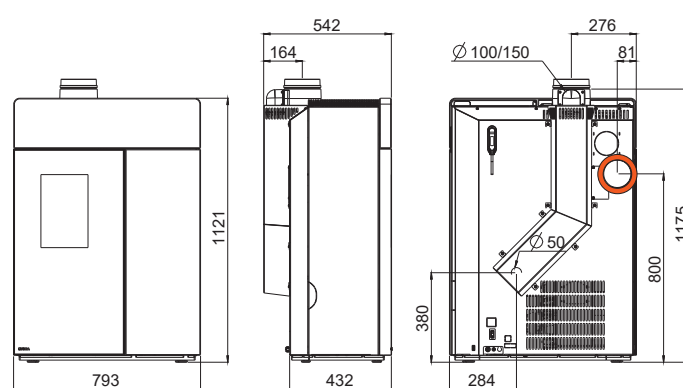
Fresh air connection

Diameter	[mm]	50
Connection Height	[mm]	380
Side Distance	[mm]	284

Convection air connection MULTIAIR

Diameter	[mm]	100
Connection height	[mm]	800
Side distance	[mm]	81

Chimney connection with external combustion air



Dimensions

Height	[mm]	1121
Width	[mm]	793
Corpus Depth	[mm]	542
Firing chamber [WxHxD]	[mm]	200x540x250

Weight

Weight without shell	[kg]	~175
Weight with steelshell	[kg]	~190
Weight with stones	[kg]	~235
Weight with decor side panels	[kg]	~185

Flue pipe connection

Flue Pipe Outlet	[mm]	100
Rear Connection Height	[mm]	-
Rear Connection - side Distance	[mm]	-
Top connection Height	[mm]	1175
Top connection - Distance to rear wall	[mm]	164
Top connection - side Distance	[mm]	276

Fresh air connection

Diameter	[mm]	50
Connection Height	[mm]	380
Side Distance	[mm]	284

Convection air connection MULTIAIR

Diameter	[mm]	100
Connection height	[mm]	800
Side distance	[mm]	81

Safety distances

Note

1. To non-combustible objects
 $a > 40 \text{ cm}$ $b > 10 \text{ cm}$
2. To combustible objects and reinforced concrete load-bearing walls
 $a > 80 \text{ cm}$ $b > 10 \text{ cm}$

