

Data sheet

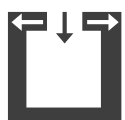
VIVO



Technical data		
Heating power range	[kW]	2,5 - 9
Nominal heat output	[kW]	9
Fresh air demand	[m³/h]	20
Room heating capacity (depending on house insulation)	[m³]	50 - 240
Fuel consumption	[kg/h]	0,6 - 2,1
Pellet container capacity*	[l/kg]	48/~31
Electric supply	[V]/[Hz]	230/50
Average electrical input	[W]	20
Fuse	[A]	2,5
Efficiency	[%]	90,4
Energy efficiency class		A+
Energy efficiency index		121
Chimney draft requirement	[Pa]	12

*The capacity in kg may deviate due to different pellet bulk densities.

Characteristics



Balanced flue



Touch Display



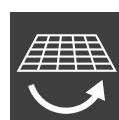
USB



Quiet



Dynamic Air Regulation



Tipping grate ash removal



Energy efficiency



Exhaust Gas Recirculation



Nightflame

Accessories



RIKA FIRENET

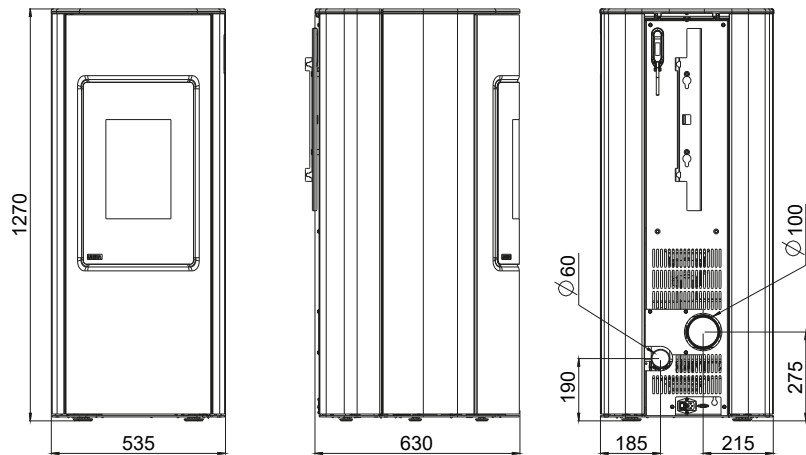


RIKA VOICE



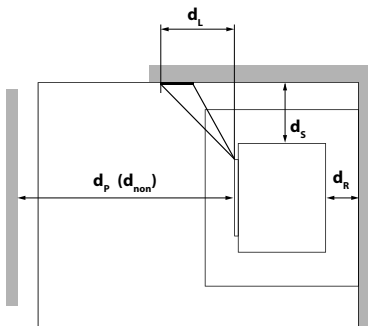
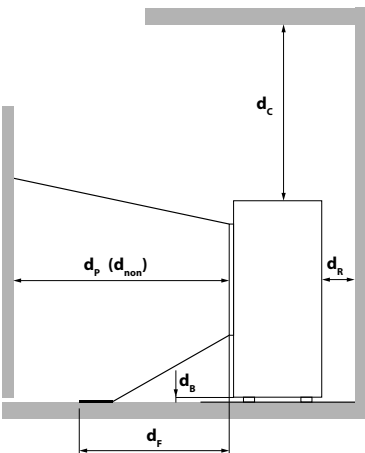
Room sensor

Dimensions, weight and connection



Dimensions			
<i>H</i>	Height	[mm]	1270
<i>L</i>	Length / depth	[mm]	630
<i>W</i>	Width	[mm]	535
	Firing chamber [WxHxD]	[mm]	240x490x220
Weight			
<i>m</i>	Mass of fireplace with steelshell	[kg]	185
<i>m_{chim}</i>	Maximum load through the chimney	[kg]	-
Flue pipe connection			
<i>d_{out}</i>	Diametre of the flue gas connection	[mm]	100
	Top connection Connection height	[mm]	-
	Depth from rear wall to middle of flue pipe	[mm]	-
	Side distance	[mm]	-
	Rear connection height	[mm]	275
	Rear connection side distance	[mm]	215
	Side connection connection height	[mm]	-
	Depth to lateral connection	[mm]	-
Fresh air connection			
	Diameter	[mm]	60
	Connection height	[mm]	190
	Side distance	[mm]	185

Minimum distances to combustible materials



<i>d_R</i>	[mm]	100
<i>d_S</i>	[mm]	100
<i>d_C</i>	[mm]	1000
<i>d_P</i>	[mm]	800
<i>d_F</i>	[mm]	0
<i>d_L</i>	[mm]	0
<i>d_B</i>	[mm]	0
<i>d_{non}</i>	[mm]	400 ¹

¹ to non-combustible materials